

Vermont State Soccer Association

Annual General Meeting

July 28, 2015

Burlington, VT

Agenda

1. Welcome/Introductions
2. VSSAR Reports
 - 2.a. President - Scott Mapes
 - 2.b. VP/Registrar - Jonas Hart
 - 2.b.i. Registration Summary - Jonas Hart
 - 2.b.ii. Survey Summary - Jonas Hart
 - 2.c. Treasurer - Michael Woulf
- 3.a. VASL Report - Jay Vallieres
- 3.b. Capsoc Report - Capsoc Rep
- 3.c. Far Post Report - Todd Kingsbury
4. VT Ref. Committee Report - Steve Lunna
5. Action items
 - 5.a. Board Members/Volunteers
 - 5.b. Online Presence
 - 5.c. VT Adult Cup
 - 5.d. Expansion Opportunities
6. Open Discussion



United States Adult Soccer Association

2015 AGM Voting Strength

12/31/2014



State Association	Jan-14	Feb-14	Mar-14	Apr-14	May-14	Jun-14	Jul-14	Aug-14	Sep-14	Oct-14	Nov-14	Dec-14	TOTAL	2014	# Votes
Region 1															
Connecticut	-	1,606	-	-	-	-	-	4,011	-	-	-	-	5,617	3,900	4
Delaware	-	-	-	-	-	-	-	-	180	-	-	-	180	100	1
Eastern New York	-	-	-	-	-	-	800	-	930	-	1,060	5,718	8,508	8,521	5
E. Pennsylvania	-	-	-	-	-	-	-	2,069	-	-	-	2,711	4,780	3,473	4
Maryland	-	-	-	173	-	-	-	507	-	-	-	857	1,537	1,029	2
Massachusetts	-	-	-	-	-	-	-	13,128	-	-	-	-	13,128	15,990	5
Metropolitan DC/VA	-	-	-	-	-	-	-	5,329	-	-	7,831	173	13,333	13,721	5
New Hampshire	-	-	-	-	-	213	-	-	-	-	-	-	213	173	1
New Jersey	-	-	-	-	-	-	-	1,752	-	-	2,824	-	4,576	4,692	4
Pennsylvania West	-	-	-	1,222	-	-	1,124	-	-	180	81	-	2,607	2,956	3
Rhode Island	-	-	-	-	-	-	813	-	-	-	-	552	1,365	1,662	2
Vermont	228	-	-	165	60	370	-	-	-	227	-	142	1,192	1,188	2
West Virginia	-	-	-	(372)	-	-	-	-	-	138	-	-	1,353	1,119	2
Western New York	-	-	-	-	-	2,522	446	676	-	-	-	-	334	3,978	4
Sub-Total	228	1,606		1,188	60	3,105	3,183	27,472	1,248	407	11,796	11,840	62,133	62,358	44
Region 2															
Illinois	-	62	-	146	2,141	429	658	479	220	188	3	924	5,250	4,455	4
Indiana	-	-	-	-	-	-	-	2,219	-	-	-	-	2,219	2,215	3
Iowa	-	-	-	-	-	1,596	-	-	-	677	-	-	2,273	2,934	3
Kansas	-	-	-	-	824	222	472	725	-	-	-	155	2,398	2,717	3
Kentucky	-	-	-	-	-	285	469	1,103	-	164	32	-	2,053	2,287	3
Michigan	-	-	-	(687)	-	-	2,807	-	-	-	-	2,207	4,327	4,526	4
Minnesota	-	-	-	-	-	-	-	2,384	790	-	-	4,065	7,239	5,740	4
Missouri	-	-	-	-	-	762	-	88	-	-	-	-	850	902	2
Nebraska	-	-	-	-	-	-	-	-	-	-	-	655	655	817	1
North Dakota	-	-	-	-	-	-	-	-	-	-	236	-	236	158	1
Ohio-North	-	-	-	-	-	-	378	-	-	884	-	-	1,262	2,329	2
South Dakota	-	-	-	-	-	-	-	778	-	-	-	143	921	935	2
Southern Ohio	-	-	-	-	340	-	-	98	-	-	-	1,263	1,701	2,071	3
Wisconsin	-	-	-	-	-	-	932	50	-	-	594	-	1,576	1,561	2
Sub-Total	-	62		(541)	3,305	3,294	5,716	7,924	1,010	1,913	865	9,412	32,960	33,637	37
Region 3															
Alabama	-	-	242	-	96	-	193	-	-	-	-	2,241	2,772	2,033	3
Arkansas	-	-	-	-	-	-	1,824	-	-	-	-	2,470	4,294	3,752	4
Florida	-	-	-	-	-	-	-	3,923	-	357	-	4,415	8,695	8,919	5
Georgia	-	-	-	-	-	767	-	-	-	-	-	2,715	3,482	5,906	4
Louisiana	674	-	796	226	-	-	-	686	-	-	959	-	3,341	3,908	3
Mississippi	-	-	-	-	-	-	-	22	-	-	-	-	22	-	-
North Carolina	559	351	1,849	247	241	788	331	3,518	394	820	742	56	9,896	8,712	5
North Texas	-	-	-	-	-	-	5,292	-	-	-	-	14,185	19,477	20,066	6
Okiahoma	-	-	-	-	-	-	1,330	-	-	-	-	1,500	2,830	2,521	3
South Carolina	-	-	-	-	-	-	-	1,101	33	-	-	2,272	3,406	4,940	4
Tennessee	50	-	1,326	-	-	-	-	877	1,598	-	331	-	4,182	4,175	4
Texas State, South	-	-	-	-	-	-	-	2,600	-	124	-	6,319	9,043	13,288	5
Sub-Total	1,283	351	4,213	473	337	1,555	8,970	12,727	2,025	1,301	2,032	36,173	71,440	78,220	46
Region 4															
Alaska	-	-	-	-	-	-	-	1,269	-	-	-	1,774	3,043	3,421	3
Arizona	-	-	-	-	-	-	-	3,910	-	-	-	-	3,910	3,445	4
California, North	276	282	457	1,217	853	494	525	-	-	2,998	1,476	992	9,570	9,743	5
California, South	670	-	1,468	-	1,392	-	416	-	-	9,251	2,040	486	15,723	14,912	6
Colorado	-	123	33	-	-	849	-	72	419	269	-	251	2,016	2,207	3
Hawaii	-	-	152	351	-	195	-	-	65	2,345	-	-	3,108	3,385	3
Idaho	404	-	152	-	397	289	345	318	900	13	43	-	2,861	2,699	3
Montana	-	-	132	-	-	-	694	-	-	-	-	-	826	965	2
New Mexico	-	-	-	-	-	-	-	2,028	-	-	-	2,145	4,173	5,219	4
Nevada	-	513	-	-	-	-	8	137	69	-	-	48	775	773	2
Oregon	91	-	836	948	998	1,090	537	1,079	-	1,220	569	224	7,592	7,004	4
Utah	-	-	-	-	-	-	-	1,476	-	-	-	-	1,476	1,517	2
Washington	-	402	-	378	-	-	4,689	3,837	-	1,042	982	985	12,315	13,219	5
Wyoming	71	24	-	-	-	-	378	-	-	-	-	-	473	429	1
Sub-Total	1,512	1,344	3,230	2,894	3,640	2,917	7,592	14,126	1,453	17,138	5,110	6,905	67,861	68,938	47
Other															
USL	-	-	-	-	-	-	3,950	-	-	-	-	-	3,950	4,351	4
WPSL	-	-	-	-	-	1,264	-	896	-	-	-	-	2,160	1,361	3
NPSL	-	-	1,375	550	-	-	-	-	-	-	-	667	2,592	1,862	3
SAY	-	-	-	-	-	-	-	110	-	-	12	-	122	177	1
MSSL	-	-	-	-	-	-	-	438	-	-	-	-	438	302	1
AYSO	991	-	-	-	-	-	1,663	-	294	-	-	-	5,104	1,332	4
ASL	-	-	-	-	-	-	-	-	-	-	138	-	138	-	1
Sub-Total	991	-	1,375	550	-	1,264	5,613	1,444	294	-	150	2,823	14,504	9,385	16
TOTAL	4,014	3,363	8,818	4,564	7,342	12,135	31,074	63,693	6,030	20,759	19,953	67,153	248,898	252,538	190

VSSA



Post Office Box 5517
Burlington, VT 05402

June, 2015

Greetings current and past VASL players:

At the end of March, VSSA sent out our first annual player participation survey. We hope it reached many of you. The goal of the survey has been to collect data and feedback from adult players who are registered with VSSA through our member organizations (VASL, Far Post, and Capital Soccer). VSSA wants to better understand how we are performing as a state organization and where we might bolster our efforts to help improve your playing experience. Please note that we are sharing these findings with our partner organizations: VASL, Far Post, Capital Soccer, the Vermont Soccer Association (youth), and the Vermont State referees. They are all very interested in knowing more about the status of adult soccer in Vermont.

Thank you to all of you who returned the survey! We will be issuing another survey next year and very strongly encourage you to take the few minutes required to complete it.

Overview

In late March of this year, VSSA emailed a player participation survey to roughly **1400 email addresses**. These addresses were collected from all VSSA registrations from the 2013-14 season (9/1/13-8/31/14). This encompasses the VASL Fall, Far Post Fall/Winter, and Capital Soccer Spring, and VASL Summer seasons. Although many of the addresses were non-functional (either no longer active, redundant/duplicates, or incorrectly recorded during registration), we estimate that at least 1000 players (past and current) received the survey, and that matches our overall registration totals.

Of those ~1000 survey requests, **162 were completed and returned**. If you know anything about survey research and statistics, you know about the pitfalls of return rates, margin of error, selection bias, etc. This is by no means a perfect survey instrument. Therefore, while the results are very interesting, we understand that the numbers simply highlight some things about adult soccer in Vermont, rather than define anything conclusively. We hope that with greater participation and return rate next year, we can improve the precision of the data.

If you are interested in knowing more about the methods, the data, or the findings, please let us know.

Here are some of the results we find particularly interesting:

- 46% of VSSA-registered players play in at least two VSSA leagues
- 48% of VSSA-registered players play in at least one **non-VSSA** league
- 76% of players do not know they have secondary medical insurance through VSSA/USASA
- 33% of players have been injured while playing in a VSSA league
- 50% of those who had medical expenses due to injury *did not know* they had secondary coverage through VSSA
- And yet, 70% of players agree that the cost of the insurance (\$15/\$20) is worth it
- A vast majority of players know nothing about USASA-related tournament and Cup play

Please review the following pages to see the rest of the results in greater detail. Included at the end are the comments and suggestions offered by survey participants. While the numbers speak for themselves, we at VSSA are seeing, quite clearly, that we need to work harder and smarter to keep our players informed as to the many benefits of being registered, insured adult player.

Again, our many thanks to those of you who completed the survey. Be on the lookout for more news and information from VSSA in the near future. Please let us know if you have any questions or concerns.

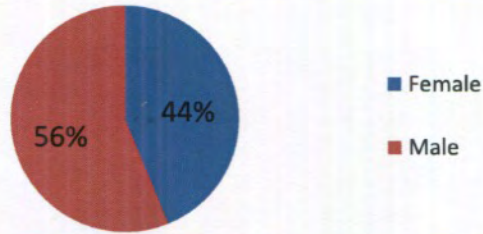
Your Vermont State Soccer Association,

Scott Mapes: President (smmapes@aol.com)

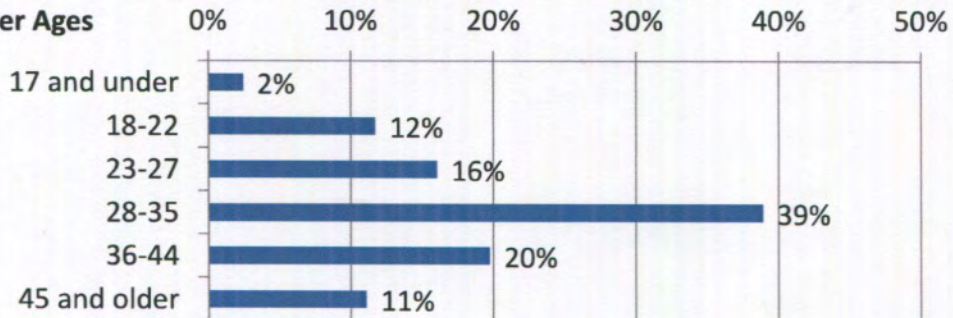
Jonas Hart: VP, Registrar, Insurance Verification Officer (jonas.hart3@gmail.com)

Michael Woulf: Treasurer

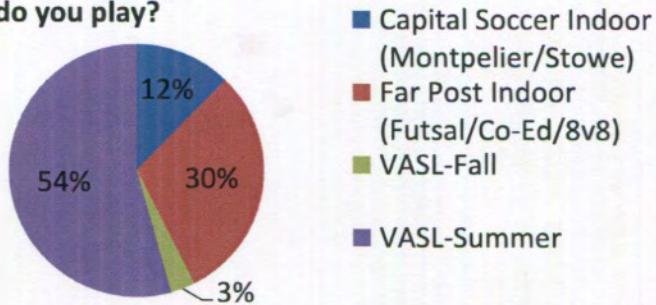
Players by Gender



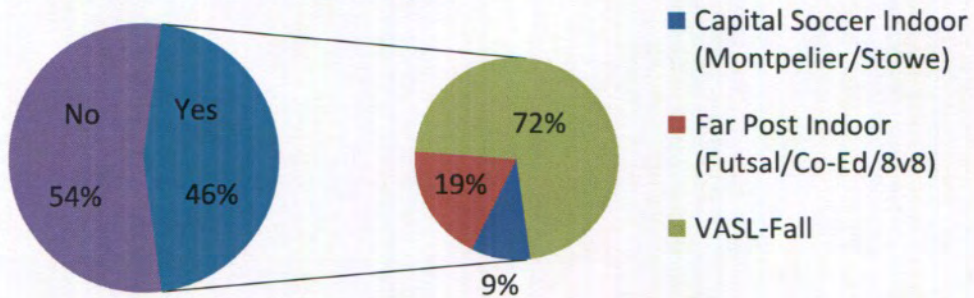
Player Ages



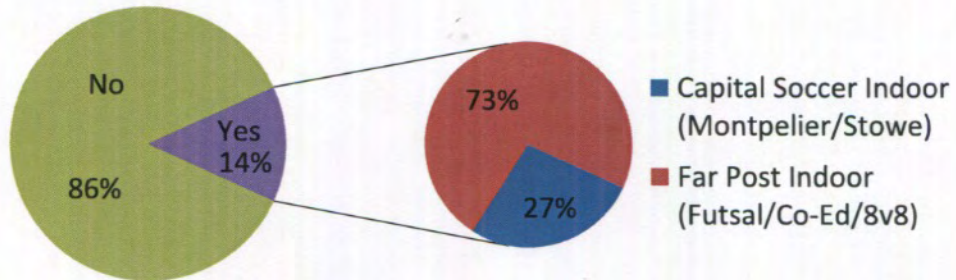
In what VSSA League to do you play?



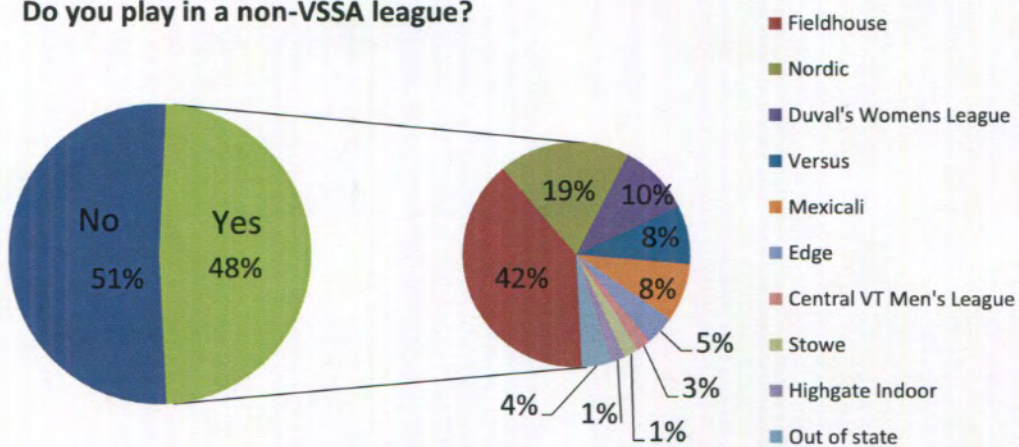
Do you play in a second VSSA league?



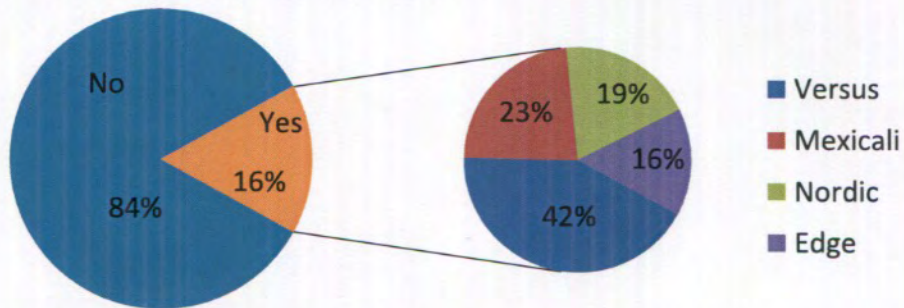
Do you play in a third VSSA league?



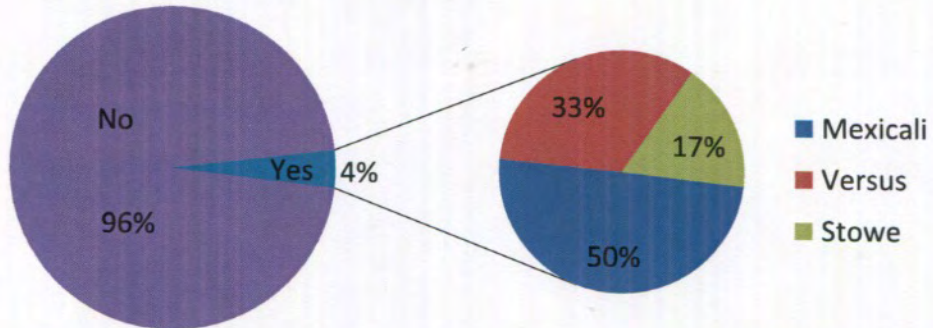
Do you play in a non-VSSA league?



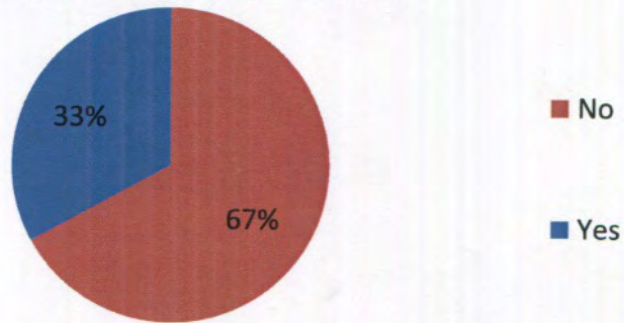
Do you play in a second, non-VSSA league?



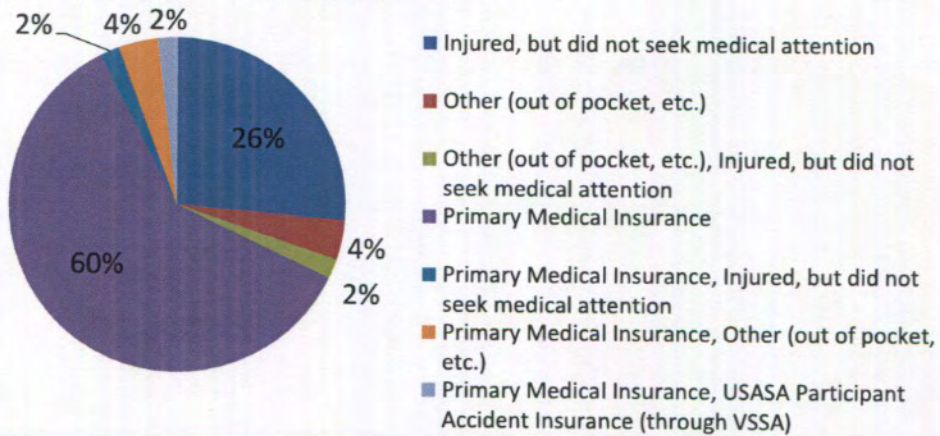
Do you play in a third, non-VSSA league?



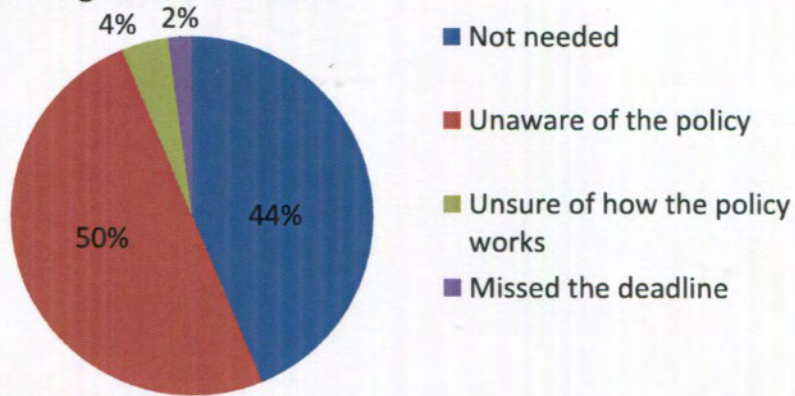
Have you ever been injured while playing soccer in VSSA-affiliated league?



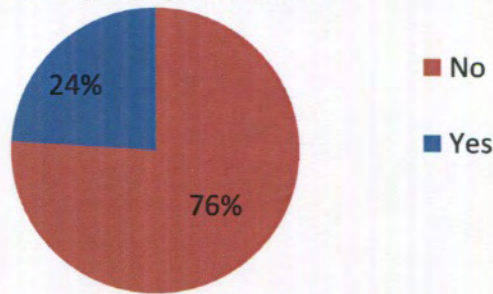
How were your medical expenses paid for?



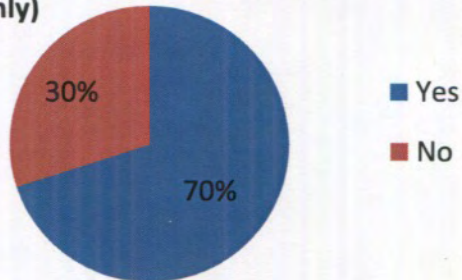
Reason for not filing claim with USASA



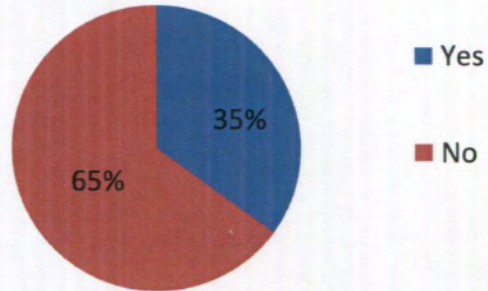
Did you know your league affiliation with VSSA through USASA offers each player a secondary medical coverage policy called Participant Accident Insurance (PAI) up to \$5,000?



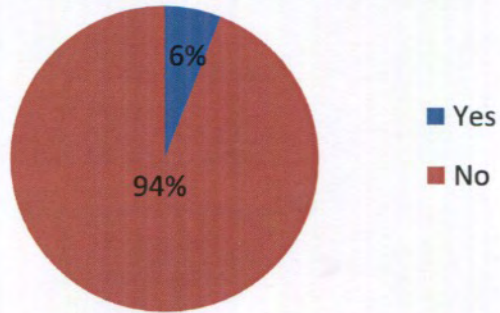
Regardless of whether or not you have ever filed a claim, do you feel the the coverage is worth the cost? (\$20/yr for all leagues or \$15/yr for indoor only)



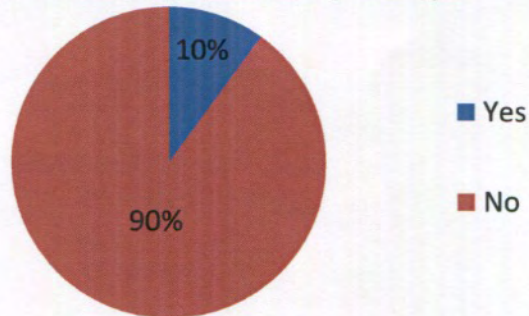
If your league has the option, would you like them to reduce your annual registration fee by roughly \$10 and eliminate the Participant Accident Insurance coverage?



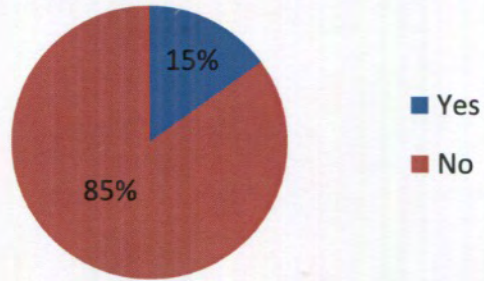
Have you ever heard of the USASA Veterans Cup?



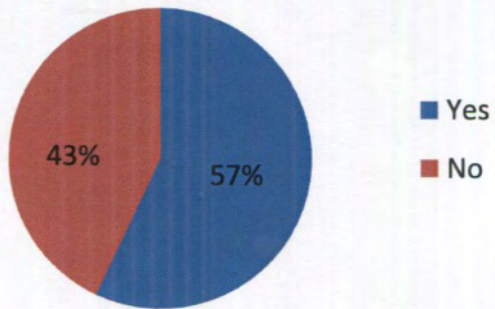
Are you familiar with the USASA national championships?



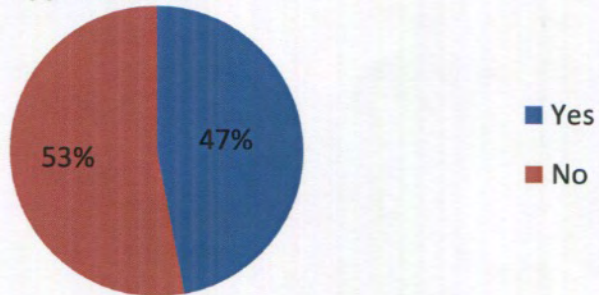
Did you know that as a USASA-registered player, you and your team are eligible to play in Regional Cup and Tournament matches?



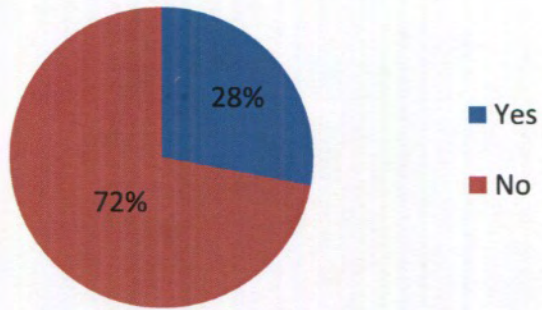
Do you have any interest in participating in Regional Cup or Tournament matches?



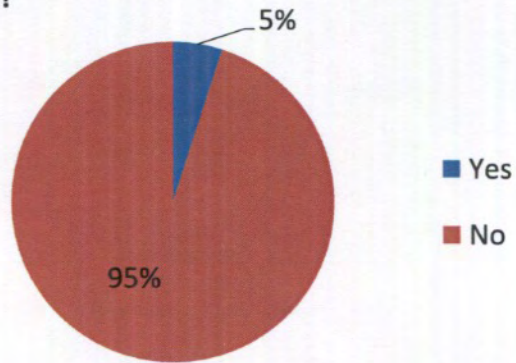
Would you like to be kept more informed about regional and/or national soccer opportunities?



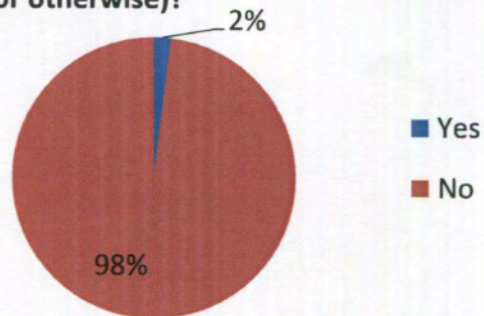
Do you coach soccer?



Do referee any soccer?



Are you a League Officer where you organize and manage a league (VSSA-related or otherwise)?



Comments and suggestions

I would be interested in fielding a team in a 35 and older league
Our refs for the women's league are barely there- they chat with the scorekeeper and hardly move from their position. They don't make calls unless it is obvious (ball hits the netting), and are not working to keep the game safe. (Some women are more aggressive than others, they don't go for the ball, and the ref just doesn't seem to care or is not paying attention even when spoken to). I am extremely disappointed with their performance, and cannot believe that we are paying for them to sit there and barely do their job.
While the soccer was good in the fall VASL league, some of the teams have players who are more interested in fouling, being disrespectful to the refs, starting fights, and generally ruining the game than in playing any good soccer. Moreover, these are usually the worst players on the field. They are terrible to play against, and as someone who has a full time job I have no interest in getting injured by some \$%^#&* and needing to be on crutches or in PT. People who get excessive cards, and surely people who fight, should just find another outlet for their frustrations with their lives than the soccer field. I'm sure MMA could use some extra punching bags.
Our women's team was not able to play this year due to not enough teams :(at Futsul - other options were much more pricey and players were hesitant to play.
The league needs to be more professional and better referees.
I think refs have to be better protected. Too often they are being screamed at, and often refs competence is in question. Refs should be trained on how to communicate with players. That tall, short white hair gentleman is amazing I can never get mad at him, no one gets mad at him. He happens to be a great ref, but he diffuses situations because he knows how to talk to people. There should be constant communication, especially before the game, with players regarding respect for refs. Harsh penalties should be imposed for disrespect.
Keep up the good work!
Over 35 or 40 year old league for women
Everything is great
wish the refs were better or more active in the game and the calls. Wish we had a better turf
Get better refs and make sure there are always at least 3.
The officiating of adult soccer at all levels is absolutely terrible. I used to be a certified official myself and played at the club and college level, and I am always shocked to see how poorly the officials know the rules of the game and how poorly they are able to control behaviors and tempers. In my opinion, only referees who are regularly certified and observed should be able to referee an adult game, and special training should be mandatory on how to control the game and its players without becoming part of the problem. More often than not, games and players behavior are determined by the knowledge, behavior, and attitudes of the referees. I have seen referees pick fights with players on numerous occasions. Having moved back to Vermont several years ago, I play far less soccer because the games are so unenjoyable for these reasons. Quite simply, I am afraid of being hurt. I appreciate the opportunity to share this info and hope that it is taken seriously.

The club and high school team relationships seem to be getting more and more strained. There should be some kind of coexist agreement that both sides can get on board with that says that each won't interfere with the other and kids can choose to both or either at their discretion. (Think pro-club level working with each respective international federation.)

The only thing that comes to mind is the inconsistency of the officiating. I know that must be a common complaint. And I know it must be hard to find solid referees, but maybe something could be done. I am unaware of the training they undergo, but we had some very questionable sideline refs in particular.

I also believe that there should be more severe consequences for players who act blatantly violent on the pitch for people's safety and overall enjoyment. Simply put, they should not be allowed to play.

That said, overall I have had a very positive experience playing in VSSA. Thanks.

As a beginner, I would be interested in improving my skills through clinics

Good

Keep up the good work!

I would like more information on Ref classes locally.

Honestly, I'd like to see the Refs in the VASL Men's Leagues give more cards for dissent. Some real %^&\$%#*s running around out there.

The more opportunity to play, the better. Also, weekday evenings might be easier for those of us who have kids.

I do appreciate having VASL in the neighborhood though, it keeps me young!

I'm very disappointed the hear that there is no woman's VASL league this year.

Fitness testing for officials should be mandatory. The work force is too old to keep up with the demanded pace of play and are therefore many officials are unable to see the infraction/deflection/sideline, etc.

There are officials who don't move more than 10 yards on either side of midfield for one reason or another (age / fitness - being the primary reasons). It is unfair to the paying players to put the fate of the match in the hands of these said officials.

Don't get me wrong, there are indeed officials in the mix who are / have been capable of officiating a match fairly - I'm sure they would all pass the physical test. Unfortunately, it feels as though the assessment process that ensures each official is capable of enforcing the laws of the game has become very relaxed on the matter.

We need more pick up soccer options... Like UVM in the good old days

Form an Over 30 or Over 40 Men's League in the Burlington area.

Keep up the great work

Get better referees

Would like to know if there are teams forming that need more players

Some officials are sometimes rude and don't do fair games and makes poor decisions. We tried to express our concerns to the league officials but they don't even listen.

The refs need to be much stricter. It is not safe out there with the level of refereeing. Last year it was a little better but we still have some weak refs that don't seem to be well informed that safety should be priority number 1, 2, and 3. I am not sure that I will continue to play in this league because it is not safe.

I'd be interested in being a part of a VT men's team competing in something like USASA's Veteran's cup.

If games are cancelled, postponed, or suspended email updates would be great.

Great program. Well done.

VSSA 2014 Profit & Loss Statement

Income		
	Player Registration Fees from affiliated leagues	\$20,610.00
	Registration fees for African Lions FC (credited)	\$1,000.00
	League Annual affiliation Fee(s)	\$150.00
	Interest	\$1.67
	total income	\$21,761.67
Expenses		
	Player Registration Fees to USASA	\$15,105.00
	VT market brief/prospecting meeting VSSA AGM???	\$290.92
	Sponsorship of African Lions FC in VASL	\$1,000.00
	USASA & USSF meeting (travel expenses)*	\$1,070.98
	Chargeback	\$45.00
	USASA Affiliation Fee	\$100.00
	VT sec. of state	\$0.00
	total expenses	\$17,611.90
	Net profit	\$4,149.77

Balance Sheet as of 12/31/14

Assets		
	KeyBank checking	\$2,886.12
	KeyBank Savings	\$10,548.03
	Total Assets	\$13,434.15

*In 2015, consistent with our mission, VSSA has sponsored the VT SRA to attend the USSF Referee conference in Chicago as well as agree to sponsor young aspiring referees to participate in the U23 VC tournament in VA.

Subj: **Adult soccer volunteering**
Date: 6/5/2015 2:21:54 P.M. Eastern Daylight Time
From: jonas.hart3@gmail.com
To: SMMAPES@aol.com

Greetings from VSSA,

We're writing to you today because in our recent survey, you indicated an interest in volunteering to help organize adult soccer in Vermont. We greatly appreciate your interest, as there are always projects that need more people to pitch in. VSSA currently has three project areas that would benefit greatly from some folks willingness to step up and lead efforts. They are described below. There may also be ways to help organize the leagues in which you play. If that interests you, reach out to those folks, or let us know and we can help put you in touch.

1) VSSA Communications Director

Responsibilities:

- Maintain regular communication between VSSA, registered players, and partner organizations (VASL, Far Post, Capital, VSA, VT State Officials, USASA, etc.)
- Help establish and maintain VSSA web presence
- Engage with currently-unaffiliated leagues (statewide) to raise awareness about the benefits of association

2) VSSA Cup and Tournament Director

Responsibilities:

- Provide information and support to member organizations about Cup and tournament play
- Research and potentially organize a Vermont-based adult tournament

3) VSSA Women's Soccer Director

Responsibilities:

- Work with partner organizations and unaffiliated organizations to develop greater support for women's adult soccer

We do this because we love the game, and want to ensure people have the opportunity to play high quality, safe soccer. VSSA has existed for 14 years—on a strictly volunteer basis. Our board members have played extensively in VSSA leagues (and were founding members of VASL). We know the game, the people, and the challenges of adult soccer in Vermont. We would like to continue to improve what we do, and for that, we need help.

Thursday, July 23, 2015 AOL: SMMAPES

If you have interest in any of these positions/projects, please let us know. Again, thanks for your interest.

VSSA

Scott Mapes, President (smmapes@aol.com)

Jonas Hart, VP/Registrar (jonas.hart3@gmail.com)

Michael Woulf, Treasurer

Thursday, July 23, 2015 AOL: SMMAPES